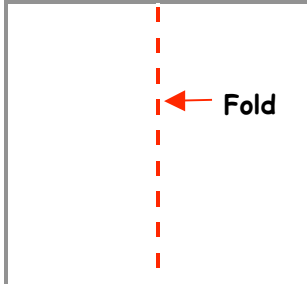
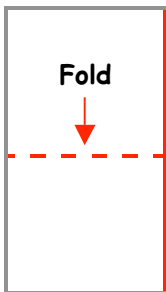


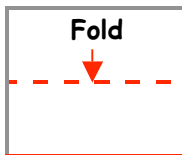
Instructions for Creating a Four Panel Foldable



Step 1: take an 8 ^{1/2} by 11 sheet of paper and fold it in half lengthwise.

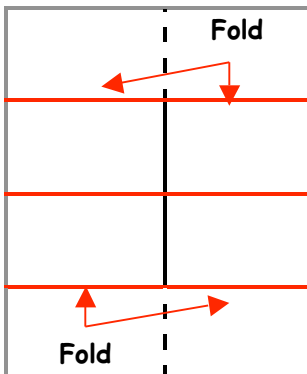
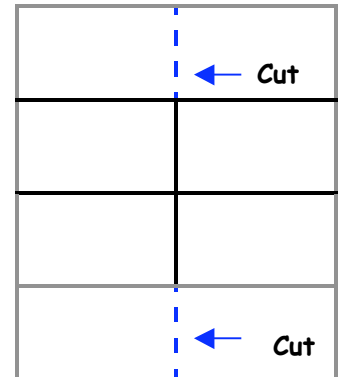


Step 2: take your folded paper and then fold in half again lengthwise.



Step 3: take your folded paper and then fold in half again.

Step 4: Take your folded paper, unfold it and cut on the dotted lines.



Step 5: Take your folded and cut paper and fold the top and bottom flaps into the middle.

Step 6: Students should label each flap with one of the political ideologies discussed in class. Choose four of the five terms.

i.e.

conservative	liberal
radical	moderate

Step 7: After your students have created and labeled their foldable have them illustrate what each one of the selected ideologies means to them on the panels below each flap.